

**PENERAPAN EMAIL DOMAIN  
RIAU.GO.ID DINAS PENDAPATAN  
PROVINSI RIAU**




# KENAPA MAIL.RIAU.GO.ID

1. Untuk mendukung program E-government di pemerintahan provinsi riau
2. Kegiatan yang berhubungan dengan kedinasan dianjurkan menggunakan fasilitas [mail.riau.go.id](mailto:mail.riau.go.id)

# AKSES ALAMAT E-MAIL

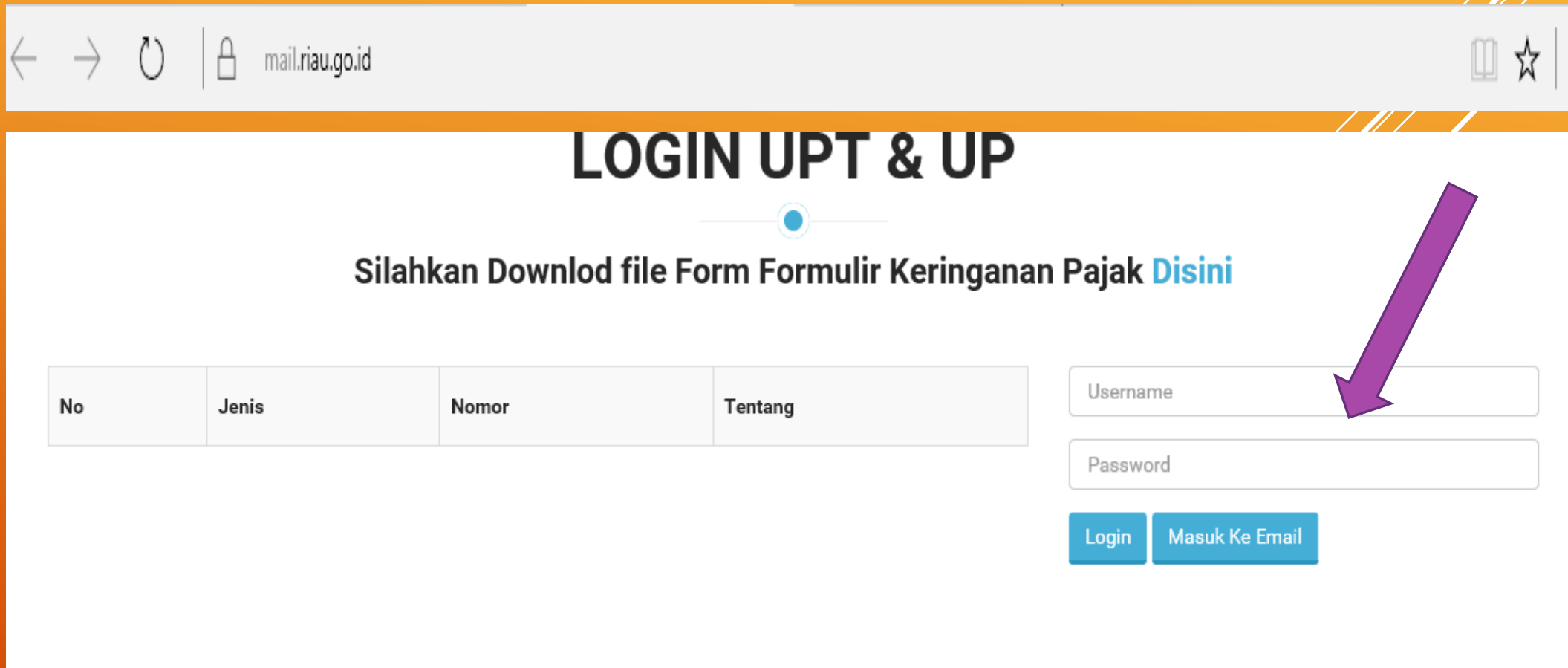
Klik icon email pada halaman [www.riau.go.id](http://www.riau.go.id)



# AKSES ALAMAT E-MAIL

Atau ketik pada address bar browser : [mail.riau.go.id](mailto:mail.riau.go.id)

Dapat juga diakses dari website dipenda.riau.go.id pada menu Login UPT & UP



← → ↻ | mail.riau.go.id

## LOGIN UPT & UP

Silahkan Downlod file Form Formulir Keringanan Pajak [Disini](#)

No	Jenis	Nomor	Tentang
----	-------	-------	---------

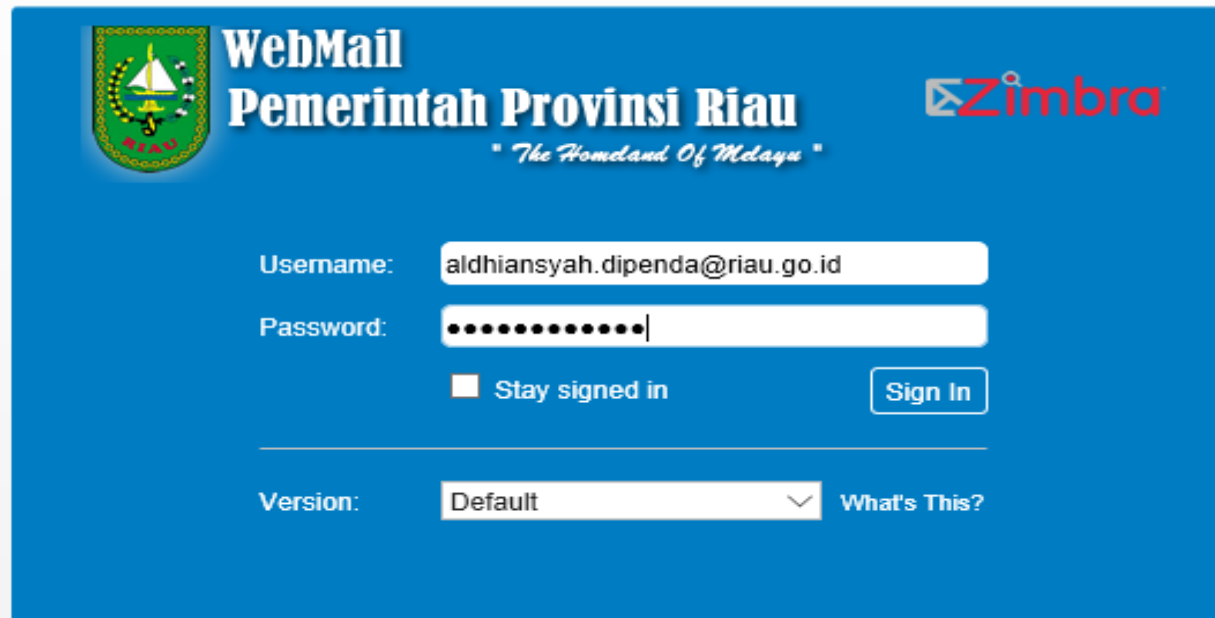
Username

Password

Login Masuk Ke Email

# MENU LOGIN E-MAIL

1. Masukkan alamat email dan password yang telah diberikan
2. Kemudian login



The screenshot shows the login interface for the WebMail of the Government of Riau. The page has a blue header with the following elements:

- Logo:** The official emblem of the Government of Riau, featuring a sailboat and a bell.
- Title:** "WebMail Pemerintah Provinsi Riau" with the tagline "*The Homeland Of Melayu*".
- Provider:** The Zimbra logo is displayed in the top right corner.

The login form includes the following fields and options:

- Username:** A text input field containing the email address "aldhiansyah.dipenda@riau.go.id".
- Password:** A text input field with masked characters (dots).
- Stay signed in:** A checkbox that is currently unchecked, with the text "Stay signed in" next to it.
- Sign In:** A blue button with white text labeled "Sign In".

Below the login fields, there is a "Version:" label followed by a dropdown menu set to "Default" and a link labeled "What's This?".

# HALAMAN UTAMA

The screenshot displays the Zimbra webmail interface. At the top, the Zimbra logo is on the left, and a search bar with the text "Search" and a magnifying glass icon is on the right. The user's email address, "aldhiansyah...iau.go.id", is shown in the top right corner. Below the header, there are navigation tabs for "Mail", "Contacts", "Calendar", "Tasks", "Preferences", and "ownCloud".

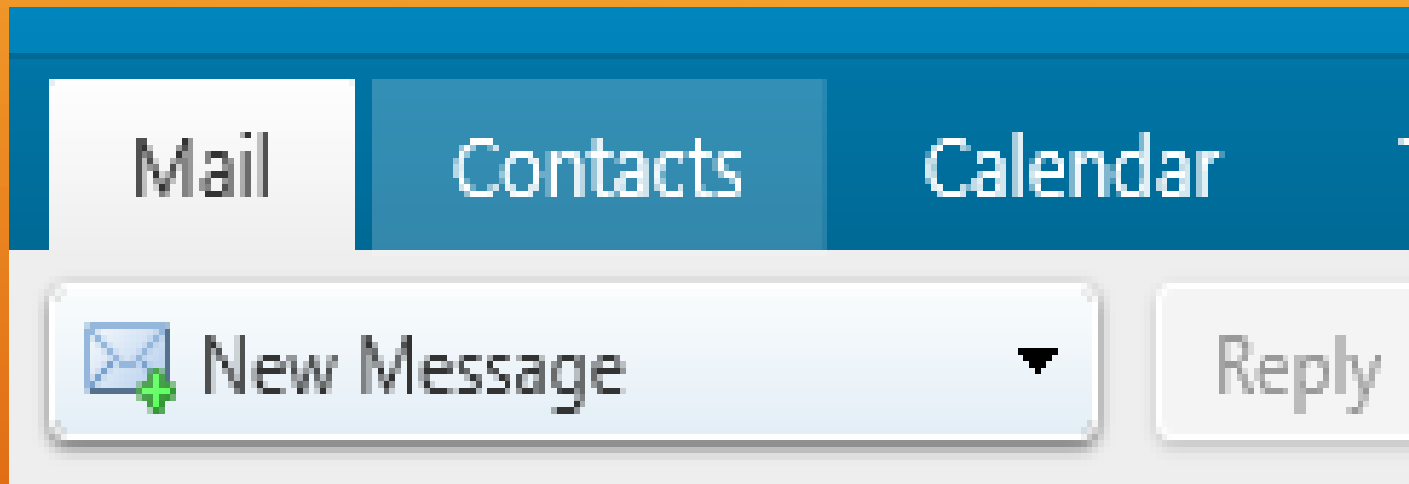
The main area is divided into three sections:

- Left Sidebar:** Contains "Mail Folders" (Inbox, Sent, Drafts, Junk, Trash), "Searches", "Tags", and "Zimlets".
- Center:** A list of email conversations sorted by date. The list shows 6 conversations. The selected conversation is from "aldhiansyah, Ranra" dated Jul 20, with the subject "Bl: Softcopy kuisisioner evaluasi".
- Right Panel:** A large empty area with the text "To view a conversation, click on it." and a "View" button.

At the bottom left, there is a calendar for July 2016. The calendar shows the days of the week (S, M, T, W, T, F, S) and the dates from 26 to 31. The date 22 is highlighted with a blue box.

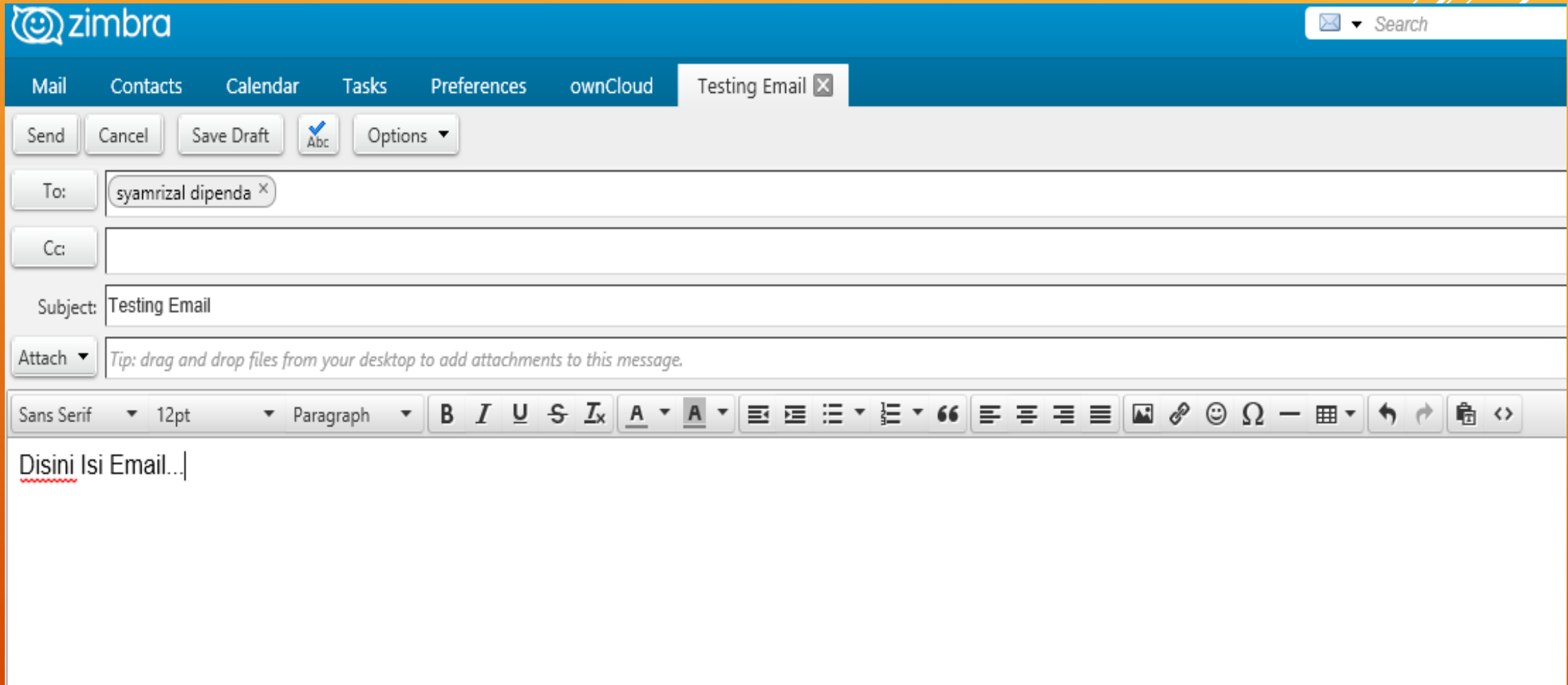
# MENULIS EMAIL

Pilih new messages untuk mulai menulis e-mail



# MENGIRIM EMAIL

To : kepada alamat email tujuan, Subject: keterangan e-mail, Attach : Lampirkan Berkas



The screenshot shows the Zimbra webmail interface for composing an email. The top navigation bar includes 'Mail', 'Contacts', 'Calendar', 'Tasks', 'Preferences', 'ownCloud', and 'Testing Email'. The 'Testing Email' tab is active. Below the navigation bar, there are buttons for 'Send', 'Cancel', 'Save Draft', 'Abc', and 'Options'. The 'To:' field contains 'syamrizal dipenda'. The 'Cc:' field is empty. The 'Subject:' field contains 'Testing Email'. The 'Attach' field has a tip: 'Tip: drag and drop files from your desktop to add attachments to this message.' Below the fields is a rich text editor toolbar with options for font face (Sans Serif), size (12pt), paragraph style (Paragraph), bold (B), italic (I), underline (U), strikethrough (ABC), text color (A), background color (A), bulleted list, numbered list, quote, indent, outdent, link, unlink, smiley, insert, table, undo, redo, insert attachment, and source code. The main text area contains the placeholder text 'Disini Isi Email...|'.

zimbra Search

Mail Contacts Calendar Tasks Preferences ownCloud Testing Email X

Send Cancel Save Draft Abc Options

To: syamrizal dipenda X

Cc:

Subject: Testing Email

Attach Tip: drag and drop files from your desktop to add attachments to this message.

Sans Serif 12pt Paragraph B I U S Ix A A [List Icons] [Quote Icon] [Indent/Outdent Icons] [Link/Unlink Icon] [Smiley Icon] [Insert Icon] [Table Icon] [Undo/Redo Icon] [Insert Attachment Icon] [Source Code Icon]

Disini Isi Email...|



# MENU MAIL FOLDER

Inbox : melihat email yang masuk, sent : email yang terkirim, Drafts: email yang belum selesai dikirim, Junk : File Sampah Trash: tempat Surat yang dihapus.

